



**Product Name:**

**VIP BUTTERING GRADE ELASTOMERIC TER-POLYMER SEALANT, TEXTURED & SMOOTH (VP5100, VP5101)**

**Product Description**

VIP5000 Series Elastomeric Ter-Polymer Sealants are smooth and textured brush and knife grade sealants which can be used to bridge a variety of non-structural cracks in stucco, precast concrete, concrete block, brick, Exterior Insulation and Finish Systems (EIFS), wood and metal.

**Basic Uses**

Uses: VIP5000 Series Elastomeric Ter-Polymer Sealants can be used to bridge and seal cracks from 1/16" to 1/4". They may be used for interior or exterior applications.

**Technical Data**

Property	Value		Test Method
	VIP5101	VIP5100	
% Solids by Weight	75.6 ± 2%	71.9 ± 2%	Lab Value
Density (lb/gal)	12.1	11.6	Calculated
Viscosity: cps at 77°F	100,000 ± 5,000	60000 ± 5 000	Brookfield (HBT)
Hardness (Shore A)	42.5	50.3	ASTM D-22486
% Elongation (To break)	363%	493%	ASTM D-412-75
VOC (less water & exempt compounds):	32.6	64.0	Calculated

Typical product data values should not be used as specifications.

**Limitations**

- Do not use for structural repairs.
- Do not use below grade or under water.
- Application should be when temperature of air and surface is 50°F. (10°C.) or above in a 24 hour period.
- If rain or threatening weather is expected within 8 hours, delay application until dry conditions exist.
- Allow "new" concrete to cure for 30 days before applying. After 30 days, test for alkali presence. Do not apply if pH is above 10.
- Do not apply if relative humidity is above 90%.
- Do not freeze.

**Surface Preparation**

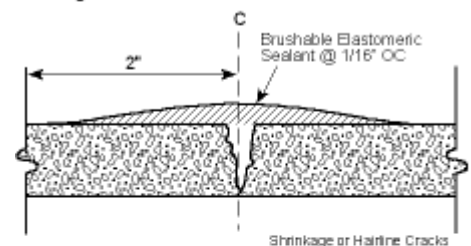
All surfaces must be firm and free of dirt, oil, grease, efflorescence, mildew and loose material. Unsound masonry must be wire brushed or blasted for a firm surface. Dirt, loose contaminates and chalk typically are best removed by high pressure chemical and water blasting. Any chalk or porous coating not removed by pressure washing must first be sealed with an alkali resistant surface conditioner such as VIP1200 Surface Conditioner. Prior to applying VIP1200, allow stucco and concrete block mortar to cure 3 days. Poured in-place precast concrete should be allowed to cure 7 days. To remove mildew, scrub with a solution of chlorine bleach and warm water. Rinse thoroughly and allow to dry.

**Method of Application**

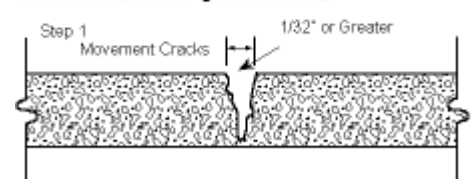
Shrinkage or Hairline Cracks — Apply VIP5000 Series Series Brush Grade generously over the center of the crack; then, using a broad knife or a brush, "feather" the material to either side of the crack so as to go from 1/16" to zero, over a 2-inch area. This gradual reduction in thickness

**DETAILS**

Shrinkage/Hairline Cracks



Non-Structural Cracks - greater than 1/32"



hides the patch, and should allow sufficient thickness of material over the center of the crack to permit the product to perform.

**Movement Cracks**—Do not attempt to repair cracks caused by structural deficiencies in the building. Non-structural movement cracks can range from 1/32" to in excess of 1/4". Cracks and joints up to 1/16" can be repaired with VIP5000 Series Brush Grade using the same technique as described under shrinkage cracks. Route out cracks larger than 1/6" to 1/4" wide by 1/4" to 1/2" deep. Flush with water. Prime with VIP1200 Surface Conditioners. Insert Bond Breaker Tape. Fill joint completely with VIP5000 Series Knife Grade. Build a small crest to compensate for shrinkage. Allow to cure for a minimum of 24 hours and apply a cap of VIP5000 Series Brush Grade. Refer to diagram details and specification guidelines for application and recommendations.

**Coverage:**

Coverage: Coverage will vary due to texture, porosity and size of the cavity. Allow for application losses. The desired profile and texture and finish will determine application requirements. A test patch is always recommended to determine actual requirements.

Film Thickness (Wet) Recommended: 62 mils. (1/16")

[For: Seams & Voids]

Drying Time: at 75°F, 50% RH To cure: 24 hours

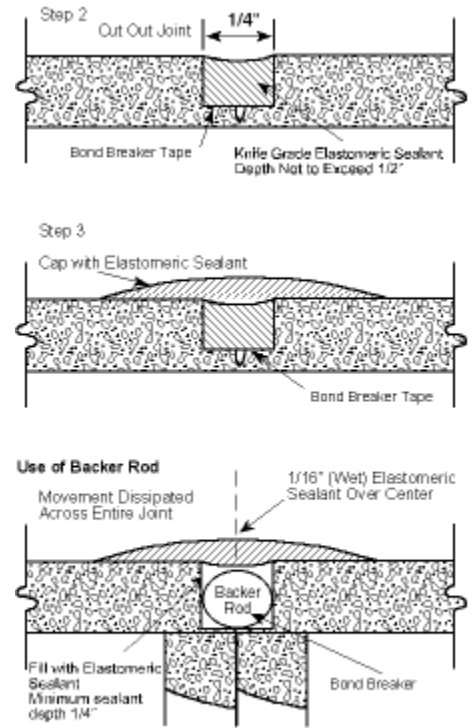
Packaging: 1-gallon pails, packed 4 per carton, and 5 gallon pails.

Color: White

Texture: Textured (VP5100) or Smooth (VP5101)

Storage: Store in a cool, dry area, out of direct sunlight between 50°F (10°C) and 80°F (26.6°C). When using, do not store in direct sunlight for prolonged periods. Keep container closed when not in use.

KEEP FROM FREEZING. KEEP OUT OF REACH OF CHILDREN.



Note: Diagrams are not to scale.

**Clean Up:** Clean up equipment immediately after using with warm soap and water.

VIP5000 Series Elastomeric Ter-Polymer Sealants are available in the United States, through distributors. Contact your local distributor or the Momentive Customer Service Center at 877-943-7325 for cost and availability information.

**Handling and Safety:**

Material Safety Data Sheets (MSDS) are available upon request from Momentive Performance Materials. Similar information for solvents and other chemicals used with Momentive Performance Materials products should be obtained from your suppliers. When solvents are used, proper safety precautions must be observed. Do not breathe mist. Use only in well ventilated area. Wear respiratory protection if exposure to vapor or mist from processing is possible. KEEP OUT OF REACH OF CHILDREN.

**Warranty:**

Momentive Performance Materials warrants the performance of this product, provided it is properly stored and applied before the "use before" date shown. If not satisfied, return product and/or proof of purchase to address below and Momentive Performance Materials will, at its option, replace or refund the purchase price of this product. MOMENTIVE PERFORMANCE MATERIALS shall in no event be liable for any other damages in excess of the amount of the purchase price. THIS IS THE SOLE AND EXCLUSIVE REMEDY FOR DEFECTS IN, OR FAILURE OF, THIS PRODUCT, AND THE SOLE AND EXCLUSIVE LIABILITY OF MOMENTIVE PERFORMANCE MATERIALS COMPANY THEREFOR. THIS LIMITED WARRANTY IS IN LIEU OF ALL OTHER WARRANTIES WRITTEN OR ORAL, STATUTORY, EXPRESS OR IMPLIED, INCLUDING ANY WARRANTY OF THE MERCHANTABILITY OR FITNESS FOR A PARTICULAR PURPOSE.

Copyright 2011 Momentive Performance Materials Inc., all rights reserved.